



# Wisconsin Daylily Society, Inc.

Issue 54

June, 2015

www.wisconsindaylilysociety.org

Rosemary Kleinheinz, Editor

A not for profit organization promoting the enjoyment, awareness, and propagation of the genus Hemerocallis

## A PARTY IN THE GARDEN..... AND IN THE WOODS! SUNDAY, JUNE 14TH AT 1:00

Our 2015 Garden Party will be at Marjorie King's home, 991 Perry Center Road, south of Mount Horeb. They have 36 garden beds for you to view in early summer bloom with lemon lilies, peonies (39!), iris, mountain bluettes, poppies, wisteria, roses, clematis, annuals and more! Then she has a nature theme pottery art studio to tour. ([www.marjoriekingstudio.com](http://www.marjoriekingstudio.com)) And for those that love the country quiet, there is a private 12 acre, 200 year old, undisturbed woodland nature conservancy with mowed paths, wild flowers, maidenhair ferns, grape vines as big as your arm, fallen trees covered with moss, a ravine, and birds to enjoy and explore. There are maple and burr oaks too large to get your arms around and Jack-In-the-Pulpits waist high. From the top of their hill you can see for 30 miles. Oh, by the way, the neighbor's peacocks are regular visitors to the deck. Wear your walking shoes and bring your binoculars and bird song ID apps to appreciate the full experience. Sounds like we'll need to allow an extra hour to enjoy it all!



We will have a big tent set up to protect us from inclement weather, and there will be plenty of food to eat **if each of you will bring a delicious dish to pass.** Judging from the great snacks appearing at our monthly meetings, I doubt that will be a problem. WDS will provide beverages and table service.

*All Photos by M. King*

### Directions to the Garden from Mt. Horeb:

From Hwy 18/151 take the exit into Mount Horeb to the fifth Roundabout; turn South onto 8th street to Hwy JG South; JG South for 6 mi. to Perry Center Rd.; turn right onto Perry Center; go to stop sign; turn right; go to brown home; turn left; she is the third home on the right at 991 Perry Center Road. 608-832-6455. Watch for the flag and the big tent on the hill. Lots of parking across from the house.

## WDS Officers & Board Members

**President:** Francis Kleckner, 32494 Bogus Valley Rd, Muscoda, WI 53573  
608-739-9160, [f.g.kleckner@gmail.com](mailto:f.g.kleckner@gmail.com),. (Term ends 2016)

**Vice-President:** Rhonda Veroeven, 6674 Windsor Ridge Ln, Windsor, WI 53598, 608-345-0395 [purpleirises1@yahoo.com](mailto:purpleirises1@yahoo.com) (Term ends '15)

**Secretary:** Lane Revenal, 1242 Nevada Rd, Madison, WI 53704,  
608-244-8007 [lmrevenal@gmail.com](mailto:lmrevenal@gmail.com) (Term ends 2015)

**Treasurer:** Paul Pratt, E2960 Phylene Rd., Lone Rock, WI 53556  
608-354-4732 [musky@bugnet.net](mailto:musky@bugnet.net) (Term ends 2015)

Sharon Lonergan, 202 Molly Lane, Cottage Grove, WI 53527  
608-8394591 [sharlgardengal@gmail.com](mailto:sharlgardengal@gmail.com) (Term ends 2015)

Sue Hill, 8495 County Rd G, Verona, WI 53593, 608-832-1579,  
[bunnisoo@aol.com](mailto:bunnisoo@aol.com), (Term ends 2016)

Cheryl Solaris, 209 Merry St., Madison, WI, 53701, 608-242-5636  
[cherylsolaris@tds.net](mailto:cherylsolaris@tds.net) (Term ends 2016)

Monique Warnke, 6596 Chestnut Circle, Windsor, WI 53598, 608-767-2684  
[mwarnke@centurytel.net](mailto:mwarnke@centurytel.net) (Term ends 2016)

**Newsletter Editor:** Rosemary Kleinheinz, 104 W Lakeview, Madison, WI 53716, 608-221-1933 [trkleinheinz@att.net](mailto:trkleinheinz@att.net) (Term ends ????)

**Web Administrator:** R. Vaughan James, 207 Alden Dr, Madison, WI 53705, 608-218-9384 [rvjames@wisc.edu](mailto:rvjames@wisc.edu) (Term ends ????)

### CALENDAR OF EVENTS 2015

June 10-14th AHS National Convention, Atlanta, GA  
June 14th, Sunday, 1:00 pm, Garden Party at the home of Marjorie King, Mt. Horeb, WI

July 10-12th, Bus trip to Region 2 Summer Meeting, Indianapolis, IN

July 18th, Saturday, 11:00 am to 3:00 pm, **Dazzling Daylilies Show**, West Madison Ag Station.

August 1st, Saturday, 12:30 pm, Auction/Adoption Savannah Oaks School;

August 15th & 16th, Annual Plant Sale, Olbrich Garden  
October 31st, Saturday, Annual Meeting,

Rex's Innkeeper, Waunakee Speaker TBA

**Be sure to check our website for updates.**



**The WDS Plant Sale  
At Olbrich Gardens  
Sat. & Sun., August 15<sup>th</sup> & 16<sup>th</sup>**



Oh my goodness! That day will be here before we know it. And we have another huge challenge ahead of us again this year! In order to break our sales record from last year, we will have to bring in more than \$37,900! Are we up to the challenge? I'm sure of it. With your help, we can do anything.

Now let's see; where to begin? Oh yes, we must get the word out, far and wide. June Johnson has been working on that since early last winter, sending notices out to Master Gardener groups and garden clubs in southern Wisconsin and northern Illinois for their 2015 online calendars. At Garden Expo she ran into the account executive of the state-by-state gardening magazines and now this year our sale will be promoted - with pictures - in the Wisconsin Gardeners Magazine! The beautiful sale flyer that June has designed will be given to the attendees at the State Master Gardener Conference in July. She will have several ads running on WPR and Larry Meiller's Garden Talk. Gardeners from all over Wisconsin will know about our sale! That's certainly a good beginning.

If you haven't done so already, be sure to check out the Daylily Sale page Vaughn & June have posted on our website. You might even find a picture of yourself on there!

The next order of business is to recruit lots of volunteers, and that's where we need YOU! Diane Goodman will once again be coordinating volunteers, and she asks that you call her at 608-643-8021 or email her at [jrgoodman@charter.net](mailto:jrgoodman@charter.net).

A special note to our new members: working at the sale is a great way to get to know your fellow members better and have a very enjoyable time. Why else would more than 100 members volunteer more than 4,000 hours last year?? Maybe to earn WDS\$\$ - more than 4,500 were redeemed for plants at the sale! As a little thank you, you will earn one WDS\$ for each hour worked during the four days. Or maybe it's because working on Thursday or Friday gives volunteers the opportunity to purchase cultivars they want prior to the sale opening. Sometimes the most sought-after ones never make it to the tent.

And, of course, a successful plant sale must have plants to sell. We will be digging plants this year from the display bed at Allen Centennial Garden. Do you need to divide some of the huge clumps in your garden or perhaps get rid of some to make room for new ones? Remember that all donations are tax-deductible.

Would you like help digging your plants? If the job seems overwhelming to you, we have members willing to help. Mike Alvin and Diane Goodman are scheduling the digging events. They ask that, if you do want help, **YOU LET THEM KNOW SOON**. Call Diane at 608-643-8021 to schedule a time.

As soon as you determine which ones you will be bringing to the sale, please forward the list to Tom & me by snail mail or e-mail [trkleinheinz@att.net](mailto:trkleinheinz@att.net) so we can enter them in the database and be sure we have pictures. We again ask to have your list of donations at least one week before the sale. This has made our lives so much less hectic that last week before the sale.

During the week of August 9th we will be digging plants, starting with the display bed at Allen Centennial Garden. A crew will be needed in Muscoda at the Kleckners. We also expect to dig some more at Bob Keitzman's and Rotary Gardens in Janesville. There will be lots of digging to do. We really could use your help. To thank you for this extra help, you will be given 5 WDS\$\$ for each hour spent digging, in your own garden and with our crews, plus travel time.

A preliminary list of plants for sale will be posted to our website two weeks before the sale.

We will again be preparing the plants for sale in the "Prep Tent" on Thursday and Friday until all the plants are in the big white sale tent. For two years now the plants have been coming in clean which has meant that we have been able to clean up the area and leave by 5:00 on Friday.

At last year's Annual Meeting the membership voted to donate 5% of this year's sale proceeds to the Rotary Gardens in Janesville. Lisa Imhoff nominated those gardens where, thanks to Lisa, they are building up a wonderful collection of daylilies from our Sale. To capitalize on this opportunity June will issue a press release to all the papers distributed in the Janesville area entitled "Rotary Gardens Daylily Collection Will Get 'Facelift' From Donation". In addition, she is planning to put up a poster (and a supply of bookmarks) telling guests of the gardens that proceeds from our sale will benefit their gardens.

During the summer please be thinking of a worthy horticultural project you can nominate this fall for next year's donation.

It appears that credit cards will now be a regular part of our sale. How much of our success can be attributed to them? Who knows! But it sure seems that customers are buying more when they can use their credit cards. All we know for sure is that almost \$19,000 was put on credit cards last year.

At the end of the sale last year Gene Dewey expressed a wish to step down from his software and hardware activities. Vaughn James stepped forward right away and will be working with Gene to learn the ropes. Thanks so much Vaughn.

At the same time, I asked for volunteers to consider taking over as chair of the Plant Sale, with the idea that they could shadow us this year. Monique Warnke sent me a message that she would help out. However, when she read the final sale report, she said it would probably take 2-3 years of shadowing!! It will be so much easier for her to do this job if she has a co-chair. Thanks Monique for stepping up to the plate. Who's going to co-chair with her??

## MICHAEL BOUMAN CREATES INTEREST

*By Barry Rowe*



*Michael Bouman*



*Daylily Lay*



*Heart Appear*

“I’m bored – let’s buy a home in the country with lots of problems.” This cartoon caption introduced us to Michael Bouman’s personal blend of daylilies and music on April 18. He named his gardens “Daylily Lay,” a sly reference to Bob Dylan’s “Lay Lady Lay.” He is President of AHS Region 11 and sings for the St. Louis Symphony Choir. The list goes on...

Before launching into his main presentation, he recognized our Tim Fehr. He is responsible for the creation of the AHS Email Robin, now numbering over 1000 members. The Robin is open to any AHS member, and is a forum for topics and questions posed by novices and experts alike. Tim also dragged the AHS into the 21st century with a Web page presence on the Internet.

Michael was educated at Pennsylvania State University, majoring in singing and choral conducting. He taught at the college level for eight years, and then moved into state humanities councils. He was most recently Executive Director of the Missouri Humanities Council, but is now retired.

Michael began his presentation by explaining the values of gardening: people, plants, landscapes and the home. A gardener’s purpose is to help all these thrive. In particular, the daylily is a symbol of health, life and vitality.

“If you want love in your life, you have to face death.” In his 70 years, Michael has lost two wives and found a fiancé. His first wife, San, was a master teacher of singing. He named San Picked Me after her, a red extended bloomer. His second wife, Kathy (“Keb”), was also a daylily hybridizer. After her passing, Curt Hanson named Kathy Bouman for her in 2015. Michael is currently engaged to Karen Berry.

Michael’s first daylily was *H. fulva* (ditch lily), which he used for landscaping. Hyperion soon followed. Then he attended an AHS Convention and discovered mail-order catalogs. When he first started hybridizing twenty years ago, he lived on a shady lot, but was able to grow daylilies at a nearby display garden. When the garden owners wanted to take over his seedlings, he and his daylilies moved to a place near St. Peters, Missouri, with an acre and a half of land.

“The curse of the right angle.” Daylily Lay came with many challenges from the house, landscape and adjoining lake. Today the house is accessible, the water flows away from the beds, weed trees are gone, and ducks and geese are visible on the lake. Michael’s museum work has led him to avoid sharp corners, so the landscape was designed with a “bent geometry” concept. Beds in front of the house bend around the bay window, and beds in back curve around the lakeshore.

“Don’t buy a six-pack, buy a tray.” Daylily Lay is now home to over 1000 daylily cultivars and 1800 seedlings. There are also many vegetable beds, annuals, perennials, bushes and trees. Included among the daylilies are his twelve new cultivars for 2015.

Michael’s main hybridizing goal is “championship performance.” He especially likes what he calls “citrus colors” – a lime throat surrounded by a ring of lemon, and then a burnt orange ring (see Heart Appear above). Many Region 2 hybridizers show up in his program. In particular, Oscie Whatley’s pretty faces have been crossed with cultivars bearing better scapes. He occasionally tries a “Hail Mary” cross – something new and promising crossed with a solid old performer. Michael also purchases and sells seeds on the Lily Exchange. The Lily Exchange is an Internet auction site open to members of the AHS Email Robin.

Michael was awarded the 2012 AHS National Service Award for Region 11. This award also recognizes his work as an AHS Garden Judge since 2000, and a Garden Judge instructor since 2005. As mentioned, he is currently the President of Region 11.

“Create interest - this should be the motto for all museums and daylilies.”

The presentation was followed by a daylily auction. Many club members acquired beautiful 2015 Bouman introductions at bargain-basement prices.

### **BOB’S FFO!!**

Bob Kietzman called Sunday to report that he discovered his FFO of 2015 - on *H. ‘Citron Blues’* by Luddy Lambertson. Oh happy day!! It won’t be long now.

### **OUR THOUGHTS ARE WITH YOU**

Our thoughts and prayers go out to Kay Allen on the passing of her son in April. Also in April a long time former member, Norma Briggs, died suddenly. I’m remembering enjoying a Garden Party in Norma’s lovely garden just a few years ago right about this time.

**HABITAT FOR HUMANITY  
PLANT SALE  
JUNE 6th, 2015**

Habitat for Humanity of Dane County will have its second plant sale of the year Saturday, June 6th at the Habitat ReStore West, 5906 Odana Rd, Madison

Hours for the sale are 9 a.m. to 4 p.m. They still have many different varieties of hybrid daylilies donated by the Wisconsin Daylily Society. Hosta, ferns and other woodland plants are available, along with blooming Iris, various prairie plants and other flowering perennials. Plant prices are \$4 each or 3 for \$10, unless otherwise marked. All proceeds are used to help build homes for Habitat families in Dane County.

Donations of plants are welcome, but please contact the ReStore for information on how to donate.

**Membership News**

We welcome Adele Stemler of Evansville and Char Hanson of DeForest as new members. Sally Yeager renewed her membership after the Membership Roster was printed.

Our former member, Norma Briggs, died unexpectedly and peacefully on April 30, 2015.

Paul Pratt has a new email address: muskie@frontier.com

*Gene Dewey, WDS Membership Registrar*

**SAVE THE DATE**

This year our Annual Meeting will be held on October 31st at Rex's Innkeeper in Waunakee. Who's the speaker? It's a secret! You'll have to wait to find out.

Is anyone up for a Halloween Party?

**YOU'RE INVITED.....**

**Gene Dewey:** My garden at Oakwood Village University Woods will be open on July 21 from 1-3 pm (rain date, July 23 from 1-3 pm). Directions: From Mineral Point Rd, turn South on Island Drive (Traffic light). Veer left and up the hill, passing the Resale Shop on the left; parking is available along the road from there and after the stop sign. Continue south and soon, on the right, you will see a long narrow garden with a high brown wooden fence at its west side. This is my allotted garden space where I have managed to locate 50 daylilies and assorted annuals. I will have maps of other garden locations on the campus. The Oakwood Horticulturist and residents have amazing gardens!

**Karen Watson-Newlin:** We will be hosting the Hardy Plant Society on July 23 from 4 'til dark; everyone is welcome that day.

**Monique Warnke:** Rio Home and Garden Tour, June 26, 2015, 4 -8 pm and June 27, 2015, 9 am – 4 pm. Tour seven gardens in the village of Rio and surrounding countryside to benefit the Rio Community Library. Tickets (\$8.00) are available at the library, 324 W. Lyons St. in advance or on the days of the tour. This year's event is part of the Rio Sesquicentennial celebration, so there will be many other activities that weekend in Rio. One of the gardeners will also open her home for tours and will be showing the vintage trailers she and her husband restore and as well as their barn full of antiques and other "treasures".

**Tim Fehr:** Our annual Daylily Dig is going to be July 10, 11 and 12. I'll also be out at the farm the following weekend Friday, Saturday, and Sunday afternoon and anyone's welcome then as well. All proceeds from the Daylily Dig will be going to charity. Anyone coming should call for directions - 715-579-9981.

**Tom and Rosemary Kleinheinz:** We will open our garden for you to enjoy on Sunday, July 19th, from 10:00 to 4:00. Join us for sunshine, cookies, lemonade - and daylilies! Our address is 104 W. Lakeview Ave. Madison, WI

**Ed Kraus:** My garden in Franklin will be open for 2 weekends in July, the 18th-19th and 25th-26th, from 10 to 4 each day. If anyone wants to come during the week, they can contact me at 414-412-7667 or ekraus6@wi.rr.com. I will share pollen from any named cultivar.

Directions to Ed's: Address: 11625 W. James Ave., Franklin

Exit from the Hale Interchange (I43/I894) to highway 45/100 south. Take 45/100 south, past stop lights at Edgerton Ave., Grange Ave., to Janesville Rd. Turn right onto Janesville Rd and go west 8 blocks to 116th St. Turn left onto 116th St. and go past 3 stop signs, 4th stop sign is James Ave. Turn right, 11625 is the second house on the left/south side of the street. White two story....

**Bob Kietzman:** Bob wants us to visit his garden and celebrate his birthday with him on August 2nd between 11:00 and 3:00 . But instead of birthday presents for him, he wants to give away three of his introductions to lucky winners. So if only three members show up they will all win a plant! Will that be you? His address: 8245 East Stateline Rd, Clinton, WI

**Eugene Blodgett:** My garden in Waukesha will be open on July 11th from 10:00 until 4:00 for you to enjoy. My address: 1008 East Broadway, Waukesha. To get there from the Interstate, take Hwy 164 (E Moreland Rd) to Broadway. Park on Fifth St.

\*\*\*\*\*

Vaughn James has volunteered to list all of these Open Garden events on our website calendar. He suggests that you contact him any time to add an open garden time to the web list (if you aren't sure now, but decide later you want to share your garden).

## DAZZLING DAYLILIES SHOW NEEDS YOUR HELP!

*By Barry Rowe and Cheryl Solaris, Chairs*

To make the show really dazzle, we need your daylily blossoms. Please bring your best and fanciest into the West Ag Station between 8:30 – 10:15 on Saturday, July 18. There will be a limit of 20 per member, 40 per couple. The winner in each of the categories below receives WDS \$25:

- |                        |                          |
|------------------------|--------------------------|
| -SELF (SOLID COLOR)    | -SMALL AND MINIATURE     |
| -DOUBLE                | -SPIDER AND UNUSUAL FORM |
| -EDGE, EYE AND PATTERN | -BEST OF SHOW            |

Here are some hints as you bring blooms to the show:

**BE GENTLE.**

**HARVESTING:** Most blossoms will simply snap off and easily separate from the scape. If not, use a pair of scissors or nippers. Do not stack flowers on top of each other.

**LABELING:** Use a sticky tape, such as masking tape, for labeling. Leave some space on the tape, then write the name of the daylily with a good pen or magic marker. Wrap the blank part of the tape around the blossom stem.

**TRANSPORTING:** Place flowers in a flat container, such as a flower basket or a box lid. Again, do not stack daylilies on top of one another. If you buy trays of annuals, you can save the plastic. Then place daylilies face up in individual cells. Don't worry about water – it will be a quick trip to the Ag Station.

**SCAPES:** If you are willing to display entire scapes, please cut them close to the ground. Write the daylily name right on the scape, or use a plastic wrap-around label. Lay the scapes out flat – no stacking. We would like to display an example of a proliferation, if any will be available.

Once you have delivered your dazzlers, why not stay and help awhile? We need volunteers to guide visitors around, run the raffle, and tally votes. If the spirit moves you, bring treats to the break room (across from the restrooms). Stick around for the awards ceremony at the end (3:00), and exchange your pollen with others.

## FIRST BLOOM OF 2015

*By Conrad J. Wrzesinski*

In the midst of all the rain during the end of May a bright golden yellow flower appeared in our front garden. The flower was like a beacon of light in the cloudy grayness. The first daylily bloom of 2015 had appeared on Willy Muller's cultivar, 'Dr. Regel' (1904). Unlike more modern daylilies, the flower buds on 'Dr. Regel' are held in sheath like enclosure, which rests on the top of the scape, as shown in the picture. The flowers are also delightfully fragrant.

The date of this first flower was May 25th. This is six days earlier than the first flower of 2014, which was also on 'Dr. Regel'. Perhaps this may be an indication the daylily season will be a little earlier this year.

In pursuing the other daylilies in our garden, I sense there will be a wait before a second daylily begins to flower. Last year the second daylily to flower was 'Penney's Worth' on June 20th. While preparing this article, I checked 'Penney's Worth', and noticed scapes are forming, which may again be the second daylily to flower. The daylily bloom season has begun!



*Conrad's photo of  
H. Dr. Regel*

## PICTURES, POLLEN, PURCHASE

What more could a daylily hybridizer want! On July 25th the WDS Hybridizer Group will be traveling to Tim Fehr's garden near Eau Claire to do just that. Tim's garden should be in full bloom with pollen just waiting to be collected. And who can resist taking pictures of his lovelies? Best of all, Tim will dig plants for any who want to take one - or 2 or 3 - home with them.

## SOME MORE GOOD NEWS!

Hurrah! Monique Warnke has agreed to serve as chair for Garden Expo, so WDS will be represented in 2016. Thanks, Monique.



"I want real flowers, perennials which not only grow and change and die, but also rise again and astonish me. A garden shouldn't just bloom and look pretty; it should develop like the rest of life. Otherwise it, and we, live only to be spaded under."

*- Emma L. Roth-Schwartz*

## IT'S BEEN AN HONOR AND A PRIVILEGE....

..... to have served as Editor of the WDS Newsletter. But after 54 issues of this newsletter over the last 12 years, I'm now passing on the duties to Rhonda Veroeven. This will be my last issue.

Before I give up this post I want to thank everyone who has made my job so much easier. Conrad & Mary Wrzesinski have stuck with me since the very first issue, introducing me to the InDesign program, setting up the first issue, and always there for me when I had troubles. And my husband Tom who has proof-read every issue before it went to press.

So many of you have been so willing to write great articles which has gone a long way to making the newsletter a great read for our members. I couldn't have done my job without you. Thanks also to the photographers who've supplied me with event pictures.

Finally, a huge thank you to Rhonda for her willingness to take over this position.



**2014 WDS ADOPTION/AUCTION EVENT**  
**Saturday, August 1st, 12:30 pm**  
**Savannah Oaks Middle School**  
**5890 Lacy Road, Fitchburg, WI.**



Did you know that every eligible member (**one who is also an AHS member**) attending our Adoption/Auction Meetings in recent years has gone home with at least one FREE adoption plant? For the most part, these plants were only introduced in the last couple of years. Have you been one of those lucky folks? At the meeting this year more than 50 plants will be adopted by some very happy members. You don't want to miss this opportunity.

As lucky "parents", you are able to grow the plant in your garden for 3 years, after which you are to return all but two fans to the club. Everyone can then bid on them at the auction that follows. What a great opportunity to add newer cultivars to your gardens! Our favorite auctioneer, Conrad Wrzesinski, will once again keep the bidding going strong. The proceeds from the auction will be used to buy adoption plants for next year. The more \$\$\$ we raise, the more plants we can purchase. Cash, check or WDS \$\$ are accepted.

Please bring finger food that we can enjoy during the bidding and adopting. WDS will provide beverages, plates and napkins.

Doors will open at 12:00 pm and the program will begin at 12:30 pm.

**If you want to take home an adoption plant and you aren't yet an AHS member, you can find a membership form on our website, under the link to AHS. The cost of membership is much less than the value of the plant you will adopt! Besides you will receive a \$25 voucher from AHS to be used with many vendors! Such a deal.**



The plants that will be available for adoption are listed below. Personally, I'm blown away by the selections Genni has put together for us. There are 41 different cultivars and she tells me that many of them have multiplied, giving us more than 50 plants to take home. Wonder who will take home *H. 'Packer Backer'*!

There will be a list and photos on our web site prior to the program for the Adoption as well as Auction plants. As usual, Conrad will have a powerpoint presentation showing pictures of all available plants.

**Can you match the pictures with the cultivars????**

**WHICH PLANTS WOULD YOU LIKE TO TAKE HOME??**

- |                       |                             |                                     |
|-----------------------|-----------------------------|-------------------------------------|
| A Little Pregnant     | Inner Child                 | Schrodingers' Cat                   |
| Alma's Smile          | Late Report                 | Seven Seals                         |
| Alpha and Omega       | Longlesson Standing Ovation | Smile For Me Phyllis                |
| Approaching Storm     | Lost and Found              | Sparkling Spire                     |
| Big Hearted Jim       | Mercury Lounge              | Star Of The Morning                 |
| Cavalier Cutting Edge | Morning Fog                 | Starfish Prime                      |
| Crooked Smile         | Napa Valley Frost           | The Dish Ran Away With<br>The Spoon |
| Design Star           | Packer Backer               | Ubuntu                              |
| Drowsy Chaperone      | Painted Butterfly           | WDS 25th Anniversary                |
| Elrond's Ring         | Pogo                        | Wine In The Gazebo                  |
| Fear The Purple       | Pullin' Strings             | Wrestling With Angels               |
| Fit To Be Tied        | Queen Of Softness           | Zen Pavilion                        |
| Gospel Truth          | Roseanna                    |                                     |
| Hearts On Parade      | Saved By A Sister           |                                     |



**RE: THOSE AUCTION PLANTS**


After you receive your e-mail regarding returning your adoption plant/plants from 3 years ago to the auction, please let me know as soon as possible what you have. Keep in mind you are entitled to keep a double fan of your plant. Please state "I will keep two fans" and "I have \_\_\_ fans to return" or note if you do not want to keep any of it.

That will save me asking you if your total includes what you want to keep or not.

The quicker response the better as I have paperwork to complete for the treasurer to use at the auction and do not want to wait until the last minute to do this.

Thanks for your help. Genni

## THE BUS TO THE REGIONAL SUMMER MEETING WILL BE LEAVING THE STATION!!!



*By Wilma Brouwer-Herwig, Bus Tour Chair*

And quite possibly without you if you have not yet signed up for the trip. There are still seats to be had and fun to be shared. The trip is ON. Won't you join us?

Send me your \$40 for the bus, register and pay for the meeting, and book your hotel room (these are 3 separate steps) and you will be assured of a delightful 2 1/2 day daylily-filled excursion to Indianapolis.

Details can be found on the WDS website (the sponsors of this trip) at [www.wisconsindaylilysociety.org](http://www.wisconsindaylilysociety.org) under the AHS 2015 Region 2 Summer Meeting---A BLOOMING SAFARI heading. Remember, you only have to be a current member of any of our 3 great Wisconsin daylily clubs to join us.

Contact me if you have any questions.

Wilma B-H 608-764-2515 or [williebh96@yahoo.com](mailto:williebh96@yahoo.com)

## SUMMER OPEN GREENHOUSE AND PICK-UP DAY KLEHM'S SONG SPARROW FARM

Saturday, June 13th, from 8 to 11 a.m. Orders for pick-up must be placed by June 5th. Our greenhouses will be open for you to shop this day. We recommend placing an advance order to reserve your "must haves"; you can add to it that morning as you shop. Check out the Song Sparrow website, [www.songsparrow.com](http://www.songsparrow.com), for a full catalog of their plants.

Klehm's Song Sparrow Farm,  
13101 E Rye Rd  
Avalon, Wisconsin

Directions: (approx 1 hour from Madison)

1. Go south on I39/I90 toward Janesville/Chicago
2. Exit 171C and merge east onto E US 14 - go 2.4 miles
3. Turn left on County Rd A - go 7.5 miles
4. Turn right on N Scharine Rd - go 0.1 miles
5. Turn left on E Rye Rd - go 0.8 miles
6. end at 13101 E Rye Rd, Avalon, WI 53505

## NAN RIPLEY'S WALKING ABOUT IN DAYLILIES

*By Rhonda Veroeven*

On May 23rd, our members were blessed to have Nan Ripley from Walkabout Gardens in Nevada, IA share her passion and love of the Hemerocallis world with us. Nan and Merwyn (Select) Ripley live on a 10 acre parcel in rural Iowa. She told us that she is passionate about growing "fancy daylilies in the North."

Nan is a force to be reckoned with. When she was told that it wasn't possible to "do fancy in the North," she made that her ambition. Boy am I glad she did! She certainly proved that fancy CAN happen in the North. Her slides of various fancy daylilies and daylilies with unusual forms created a cacophony of "ohhs" and "ahhs" reminiscent of the reaction fireworks have on Independence Day.

Her daylilies are distinctly different. What's the point of having something that looks like others that are out there? She wants to ensure that her plants are hardy, have good foliage, plant habit, and grow well in the north. I appreciated all of her unusual forms, quilling, ruffles on sepals, and pinching curls! Not only are her flowers fancy and beautiful, the clumps are breathtaking with loads of blooms and fantastic, impressive branching! I couldn't believe the bud count on her plants! In addition to the already mentioned qualities, and the fact that many of them have true rebloom in the north, had me searching the internet to get some of my own.

Nan rounded her presentation off with a basics-of-hybridizing presentation. She then made herself available for one-on-one time with members. Following our meeting we had a pot-luck. It was an intimate setting with fewer than a dozen members, but those of us that had the pleasure of attending were in for a treat. We were able to learn some more hybridizing tricks of the trade, learned about her fantastic family and her furry babies, many stories of her horses (which were my favorite), and were treated to many, many more personal pictures. I know that I personally felt such a wonderful kinship and friendship after spending only a few hours together. Her passion for not only daylilies, but life in general, is something worthy of emulating!

If you are interested in seeing her wonderful daylilies feel free to go to <http://www.centraliowadaylilysociety.com/nanripley.html> or find Nan on Facebook! She also has open gardens and seedling sales on July 19th and 25th from 9-1.



*Pat Sturdevant, Mike Stafford and Rhonda Veroeven are enjoying Nan Ripley's company.*



*Nan's H. 'Don Lovell'  
Photo from Nan's website*



*Barb Kaja can't decide which door prize to choose from all those donated by our members.*

*Meeting photos by G. Kleckner*

ADDRESS SERVICE REQUESTED

Wisconsin Daylily Society Newsletter  
Rosemary Kleinheinz, Editor  
104 W. Lakeview  
Madison, WI 53716



*Wisconsin Daylily Society, Inc*